

Voter Turnout  
GENERAL MUNICIPAL ELECTION  
COLE COUNTY, MISSOURI  
TUESDAY, APRIL 7, 2026  
ELECTION RESULTS  
VOTER TURNOUT BY PRECINCT  
UNOFFICIAL RESULTS

*Voter  
Turnout*

Date: 4/7/2026  
Time: 8:32:23 PM CDT  
Page 1/1

Precincts	Ballots Cast	Registered Voters	% Turnout
Ward 1 Precinct 1	142	2066	6.87%
Ward 1 Precinct 2	217	1853	11.71%
Ward 1 Precinct 3	259	1670	15.51%
Ward 2 Precinct 1	67	1409	4.76%
Ward 2 Precinct 2	199	1798	11.07%
Ward 2 Precinct 3	95	1620	5.86%
Ward 3 Precinct 1	317	1878	16.88%
Ward 3 Precinct 2	210	1492	14.08%
Ward 3 Precinct 3	260	2624	9.91%
Ward 4 Precinct 1	380	3152	12.06%
Ward 4 Precinct 2	389	3072	12.66%
Ward 5 Precinct 1	340	2690	12.64%
Ward 5 Precinct 2	279	1897	14.71%
Ward 5 Precinct 3	93	918	10.13%
CLARK / BRAZITO	214	1749	12.24%
CLARK / EUGENE	135	1088	12.41%
JEFFERSON / APACHE FLATS	209	3294	6.34%
JEFFERSON / CC GENERAL	171	2279	7.50%
JEFFERSON / EXPRESSWAY RENTALS	44	580	7.59%
JEFFERSON / JC FAIRGROUNDS	163	2423	6.73%
JEFFERSON / SCOTT STATION	217	2883	7.53%
LIBERTY / TAOS	420	3250	12.92%
MARION / CENTERTOWN	92	1001	9.19%
MARION / ST. MARTINS	229	2192	10.45%
MOREAU / LOHMAN	58	693	8.37%
MOREAU / RUSSELLVILLE	88	1383	6.36%
OSAGE / ST. THOMAS	116	683	16.98%
OSAGE / WARDSVILLE	388	2861	13.56%
ABSENTEE	555	54498	1.02%
Total	6346	54498	11.64%

Statement of Votes Cast  
 GENERAL MUNICIPAL ELECTION  
 COLE COUNTY, MISSOURI  
 TUESDAY, APRIL 7, 2026  
 ELECTION RESULTS  
 ABSTRACT REPORT (PERCENTAGES)  
 UNOFFICIAL RESULTS

Date: 4/7/2026  
 Time: 8:28:47 PM CDT  
 Page 1/22

*Abstract*

COUNTYWIDE PROPOSITION A


	Reg. Voters	Total Votes	YES		NO	
Jurisdiction Wide						
Ward 1 Precinct 1	2066	139	102	73.38%	37	26.62%
Ward 1 Precinct 2	1853	214	151	70.56%	63	29.44%
Ward 1 Precinct 3	1670	256	198	77.34%	58	22.66%
Ward 2 Precinct 1	1409	67	44	65.67%	23	34.33%
Ward 2 Precinct 2	1798	197	160	81.22%	37	18.78%
Ward 2 Precinct 3	1620	92	70	76.09%	22	23.91%
Ward 3 Precinct 1	1878	315	270	85.71%	45	14.29%
Ward 3 Precinct 2	1492	206	164	79.61%	42	20.39%
Ward 3 Precinct 3	2624	257	192	74.71%	65	25.29%
Ward 4 Precinct 1	3152	373	289	77.48%	84	22.52%
Ward 4 Precinct 2	3072	384	295	76.82%	89	23.18%
Ward 5 Precinct 1	2690	338	271	80.18%	67	19.82%
Ward 5 Precinct 2	1897	272	213	78.31%	59	21.69%
Ward 5 Precinct 3	918	90	80	88.89%	10	11.11%
CLARK / BRAZITO	1749	212	148	69.81%	64	30.19%
CLARK / EUGENE	1088	129	96	74.42%	33	25.58%
JEFFERSON / APACHE FLATS	3294	205	159	77.56%	46	22.44%
JEFFERSON / CC GENERAL	2279	167	122	73.05%	45	26.95%
JEFFERSON / EXPRESSWAY RENTALS	580	44	36	81.82%	8	18.18%
JEFFERSON / JC FAIRGROUNDS	2423	162	124	76.54%	38	23.46%
JEFFERSON / SCOTT STATION	2883	217	180	82.95%	37	17.05%
LIBERTY / TAOS	3250	415	329	79.28%	86	20.72%
MARION / CENTERTOWN	1001	90	68	75.56%	22	24.44%
MARION / ST. MARTINS	2192	227	168	74.01%	59	25.99%
MOREAU / LOHMAN	693	58	41	70.69%	17	29.31%
MOREAU / RUSSELLVILLE	1383	86	66	76.74%	20	23.26%
OSAGE / ST. THOMAS	683	113	96	84.96%	17	15.04%
OSAGE / WARDSVILLE	2861	375	290	77.33%	85	22.67%
ABSENTTEE	0	533	420	78.80%	113	21.20%
Total	54498	6233	4842	77.68%	1391	22.32%

Statement of Votes Cast  
 GENERAL MUNICIPAL ELECTION  
 COLE COUNTY, MISSOURI  
 TUESDAY, APRIL 7, 2026  
 ELECTION RESULTS  
 ABSTRACT REPORT (PERCENTAGES)  
 UNOFFICIAL RESULTS

Date: 4/7/2026  
 Time: 8:28:47 PM CDT  
 Page 2/22

JAMESTOWN C-1 SCHOOL BOARD 3 YEAR TERM

	Reg. Voters	Total Votes	DAVID SHAUL	BRYAN SEDGWICK	DEVIN BAYSINGER	GARY JONES
Jurisdiction Wide						
MARION / CENTERTOWN	139	36	11 30.56%	12 33.33%	7 19.44%	6 16.67%
MARION / ST. MARTINS	61	6	2 33.33%	2 33.33%	2 33.33%	0 -
ABSENTEE	0	0	0 -	0 -	0 -	0 -
Total	200	42	13 30.95%	14 33.33%	9 21.43%	6 14.29%




Statement of Votes Cast  
 GENERAL MUNICIPAL ELECTION  
 COLE COUNTY, MISSOURI  
 TUESDAY, APRIL 7, 2026  
 ELECTION RESULTS  
 ABSTRACT REPORT (PERCENTAGES)  
 UNOFFICIAL RESULTS

Date: 4/7/2026  
 Time: 8:28:47 PM CDT  
 Page 3/22

JAMESTOWN C-1 SCHOOL  
 BOARD 1 YEAR TERM

	Reg. Voters	Total Votes	AVA JO PORTER	
Jurisdiction Wide				
MARION / CENTERTOWN	139	12	12	100.00%
MARION / ST. MARTINS	61	1	1	100.00%
ABSENTEE	0	0	0	-
Total	200	13	13	100.00%




Statement of Votes Cast  
 GENERAL MUNICIPAL ELECTION  
 COLE COUNTY, MISSOURI  
 TUESDAY, APRIL 7, 2026  
 ELECTION RESULTS  
 ABSTRACT REPORT (PERCENTAGES)  
 UNOFFICIAL RESULTS

Date: 4/7/2026  
 Time: 8:28:47 PM CDT  
 Page 4/22

MONITEAU COUNTY R-I SCHOOL BOARD MEMBER

	Reg. Voters	Total Votes	DAVID COOK	MATTHEW (MATT) ABERNATHY	TONY HAILE	JAN TRACHSEL	SCOTT JOBE
Jurisdiction Wide							
MARION / CENTERTOWN	1	0	0	0	0	0	0
ABSENTEE	0	0	0	0	0	0	0
Total	1	0	0	0	0	0	0




Statement of Votes Cast  
 GENERAL MUNICIPAL ELECTION  
 COLE COUNTY, MISSOURI  
 TUESDAY, APRIL 7, 2026  
 ELECTION RESULTS  
 ABSTRACT REPORT (PERCENTAGES)  
 UNOFFICIAL RESULTS

Date: 4/7/2026  
 Time: 8:28:47 PM CDT  
 Page 5/22

MONITEAU COUNTY R-1 PROPOSITION  
 SAFE

	Reg. Voters	Total Votes	YES	NO
Jurisdiction Wide				
MARION / CENTERTOWN	1	0	0	0
ABSENTEE	0	0	0	0
Total	1	0	0	0



Statement of Votes Cast  
 GENERAL MUNICIPAL ELECTION  
 COLE COUNTY, MISSOURI  
 TUESDAY, APRIL 7, 2026  
 ELECTION RESULTS  
 ABSTRACT REPORT (PERCENTAGES)  
 UNOFFICIAL RESULTS

Date: 4/7/2026  
 Time: 8:28:47 PM CDT  
 Page 6/22

COLE COUNTY R-V SCHOOL BOARD MEMBER

	Reg. Voters	Total Votes	SPENCER K. HOSKINS		BRIAN GOLDEN		CARL SWEETZER		TRAVIS GRAHAM		JEN COLVIN		MATT HALE	
Jurisdiction Wide														
CLARK / BRAZITO	1414	492	81	16.46%	95	19.31%	27	5.49%	61	12.40%	125	25.41%	103	20.93%
CLARK / EUGENE	1084	366	70	19.13%	70	19.13%	24	6.56%	57	15.57%	68	18.58%	77	21.04%
JEFFERSON / CC GENERAL	19	0	0	-	0	-	0	-	0	-	0	-	0	-
OSAGE / ST. THOMAS	81	16	1	6.25%	3	18.75%	2	12.50%	4	25.00%	3	18.75%	3	18.75%
OSAGE / WARDSVILLE	318	63	10	15.87%	10	15.87%	5	7.94%	12	19.05%	14	22.22%	12	19.05%
ABSENTEE	0	34	6	17.65%	5	14.71%	4	11.76%	5	14.71%	5	14.71%	9	26.47%
Total	2916	971	168	17.30%	183	18.85%	62	6.39%	139	14.32%	215	22.14%	204	21.01%

Statement of Votes Cast  
 GENERAL MUNICIPAL ELECTION  
 COLE COUNTY, MISSOURI  
 TUESDAY, APRIL 7, 2026  
 ELECTION RESULTS  
 ABSTRACT REPORT (PERCENTAGES)  
 UNOFFICIAL RESULTS

Date: 4/7/2026  
 Time: 8:28:47 PM CDT  
 Page 7/22

JEFFERSON CITY SCHOOL BOARD MEMBER

	Reg. Voters	Total Votes	CIERRA GRIFFIN	TRENT VALLANDING HAM	RYAN TOWNER	KRIS SCHEPERLE	MICHELLE RODEMEYER	GRETCHEN R. DUCKWORTH	JAMES W. KINDRED, SR.
Jurisdiction Wide									
Ward 1 Precinct 1	2066	341	65 19.06%	38 11.14%	41 12.02%	54 15.84%	58 17.01%	65 19.06%	20 5.87%
Ward 1 Precinct 2	1853	513	79 15.40%	77 15.01%	56 10.92%	88 17.15%	114 22.22%	81 15.79%	18 3.51%
Ward 1 Precinct 3	1670	659	99 15.02%	85 12.90%	96 14.57%	119 18.06%	138 20.94%	92 13.96%	30 4.55%
Ward 2 Precinct 1	1409	156	33 21.15%	19 12.18%	21 13.46%	13 8.33%	30 19.23%	32 20.51%	8 5.13%
Ward 2 Precinct 2	1798	502	104 20.72%	81 16.14%	54 10.76%	68 13.55%	103 20.52%	79 15.74%	13 2.59%
Ward 2 Precinct 3	1620	228	42 18.42%	30 13.16%	21 9.21%	31 13.60%	50 21.93%	46 20.18%	8 3.51%
Ward 3 Precinct 1	1878	810	134 16.54%	119 14.69%	132 16.30%	104 12.84%	201 24.81%	107 13.21%	13 1.60%
Ward 3 Precinct 2	1492	582	95 16.32%	90 15.46%	81 13.92%	74 12.71%	135 23.20%	93 15.98%	14 2.41%
Ward 3 Precinct 3	2624	683	95 13.91%	119 17.42%	89 13.03%	90 13.18%	160 23.43%	108 15.81%	22 3.22%
Ward 4 Precinct 1	3152	958	154 16.08%	152 15.87%	118 12.32%	143 14.93%	194 20.25%	157 16.39%	40 4.18%
Ward 4 Precinct 2	3072	990	124 12.53%	180 18.18%	148 14.95%	167 16.87%	185 18.69%	144 14.55%	42 4.24%
Ward 5 Precinct 1	2690	882	172 19.50%	110 12.47%	82 9.30%	114 12.93%	205 23.24%	174 19.73%	25 2.83%
Ward 5 Precinct 2	1897	746	138 18.50%	88 11.80%	82 10.99%	124 16.62%	163 21.85%	130 17.43%	21 2.82%
Ward 5 Precinct 3	918	237	46 19.41%	23 9.70%	24 10.13%	42 17.72%	50 21.10%	38 16.03%	14 5.91%
JEFFERSON / APACHE FLATS RENTALS	3294	506	76 15.02%	90 17.79%	62 12.25%	87 17.19%	89 17.59%	88 17.39%	14 2.77%
JEFFERSON / CC GENERAL	2257	414	59 14.25%	64 15.46%	63 15.22%	79 19.08%	67 16.18%	56 13.53%	26 6.28%
JEFFERSON / EXPRESSWAY	580	102	9 8.82%	20 19.61%	17 16.67%	23 22.55%	11 10.78%	15 14.71%	7 6.86%
JEFFERSON / JC FAIRGROUNDS	2423	405	54 13.33%	62 15.31%	49 12.10%	73 18.02%	67 16.54%	81 20.00%	19 4.69%
JEFFERSON / SCOTT STATION	2883	568	72 12.68%	94 16.55%	92 16.20%	105 18.49%	94 16.55%	83 14.61%	28 4.93%
LIBERTY / TAOS	493	88	15 17.05%	12 13.64%	10 11.36%	17 19.32%	17 19.32%	13 14.77%	4 4.55%
MARION / CENTERTOWN	754	168	18 10.71%	24 14.29%	26 15.48%	38 22.62%	36 21.43%	18 10.71%	8 4.76%
MARION / ST. MARTINS	2071	543	61 11.23%	104 19.15%	60 11.05%	100 18.42%	101 18.60%	91 16.76%	26 4.79%
OSAGE / WARDSVILLE	482	85	11 12.94%	16 18.82%	9 10.59%	17 20.00%	9 10.59%	19 22.35%	4 4.71%
ABSENTEE	0	1209	216 17.87%	154 12.74%	154 12.74%	185 15.30%	244 20.18%	192 15.88%	64 5.29%
Total	43376	12375	1971 15.93%	1851 14.96%	1587 12.82%	1955 15.80%	2521 20.37%	2002 16.18%	488 3.94%

Statement of Votes Cast  
 GENERAL MUNICIPAL ELECTION  
 COLE COUNTY, MISSOURI  
 TUESDAY, APRIL 7, 2026  
 ELECTION RESULTS  
 ABSTRACT REPORT (PERCENTAGES)  
 UNOFFICIAL RESULTS

Date: 4/7/2026  
 Time: 8:28:47 PM CDT  
 Page 8/22

BLAIR OAKS R-II SCHOOL BOARD MEMBER


	Reg. Voters	Total Votes	MARK McCARTER		BILLY CANNON		DOUG MOELLER		FRANK VERSLUES		MATT FORCK		SARAH LUECKENHOF F	
Jurisdiction Wide														
LIBERTY / TAOS	2757	1090	188	17.25%	130	11.93%	128	11.74%	240	22.02%	214	19.63%	190	17.43%
OSAGE / ST. THOMAS	602	309	42	13.59%	52	16.83%	53	17.15%	68	22.01%	48	15.53%	46	14.89%
OSAGE / WARDSVILLE	2061	920	188	20.43%	121	13.15%	127	13.80%	187	20.33%	134	14.57%	163	17.72%
ABSENTEE	0	120	19	15.83%	16	13.33%	14	11.67%	26	21.67%	18	15.00%	27	22.50%
Total	5420	2439	437	17.92%	319	13.08%	322	13.20%	521	21.36%	414	16.97%	426	17.47%

Statement of Votes Cast  
 GENERAL MUNICIPAL ELECTION  
 COLE COUNTY, MISSOURI  
 TUESDAY, APRIL 7, 2026  
 ELECTION RESULTS  
 ABSTRACT REPORT (PERCENTAGES)  
 UNOFFICIAL RESULTS

Date: 4/7/2026  
 Time: 8:28:47 PM CDT  
 Page 9/22

JEFFERSON CITY COUNCILMEMBER WARD  
 1

	Reg. Voters	Total Votes	RANDY W. HOSELTON		GEORGE BACON	
Jurisdiction Wide						
Ward 1 Precinct 1	2066	127	72	56.69%	55	43.31%
Ward 1 Precinct 2	1853	205	89	43.41%	116	56.59%
Ward 1 Precinct 3	1670	243	128	52.67%	115	47.33%
ABSENTEE	0	47	30	63.83%	17	36.17%
Total	5589	622	319	51.29%	303	48.71%

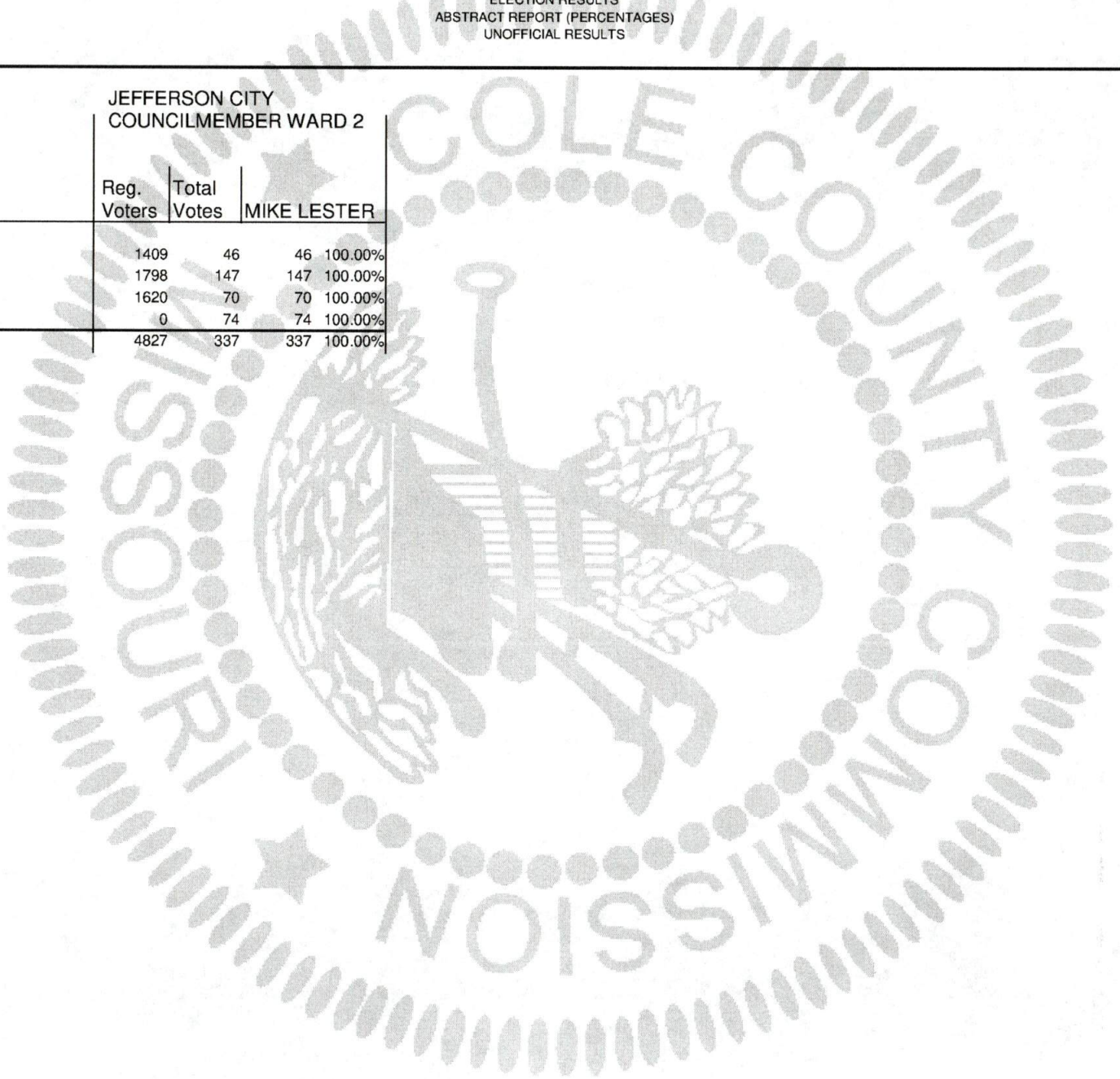


Statement of Votes Cast  
 GENERAL MUNICIPAL ELECTION  
 COLE COUNTY, MISSOURI  
 TUESDAY, APRIL 7, 2026  
 ELECTION RESULTS  
 ABSTRACT REPORT (PERCENTAGES)  
 UNOFFICIAL RESULTS

Date: 4/7/2026  
 Time: 8:28:47 PM CDT  
 Page 10/22

JEFFERSON CITY  
 COUNCILMEMBER WARD 2

	Reg. Voters	Total Votes	MIKE LESTER	
Jurisdiction Wide				
Ward 2 Precinct 1	1409	46	46	100.00%
Ward 2 Precinct 2	1798	147	147	100.00%
Ward 2 Precinct 3	1620	70	70	100.00%
ABSENTEE	0	74	74	100.00%
Total	4827	337	337	100.00%

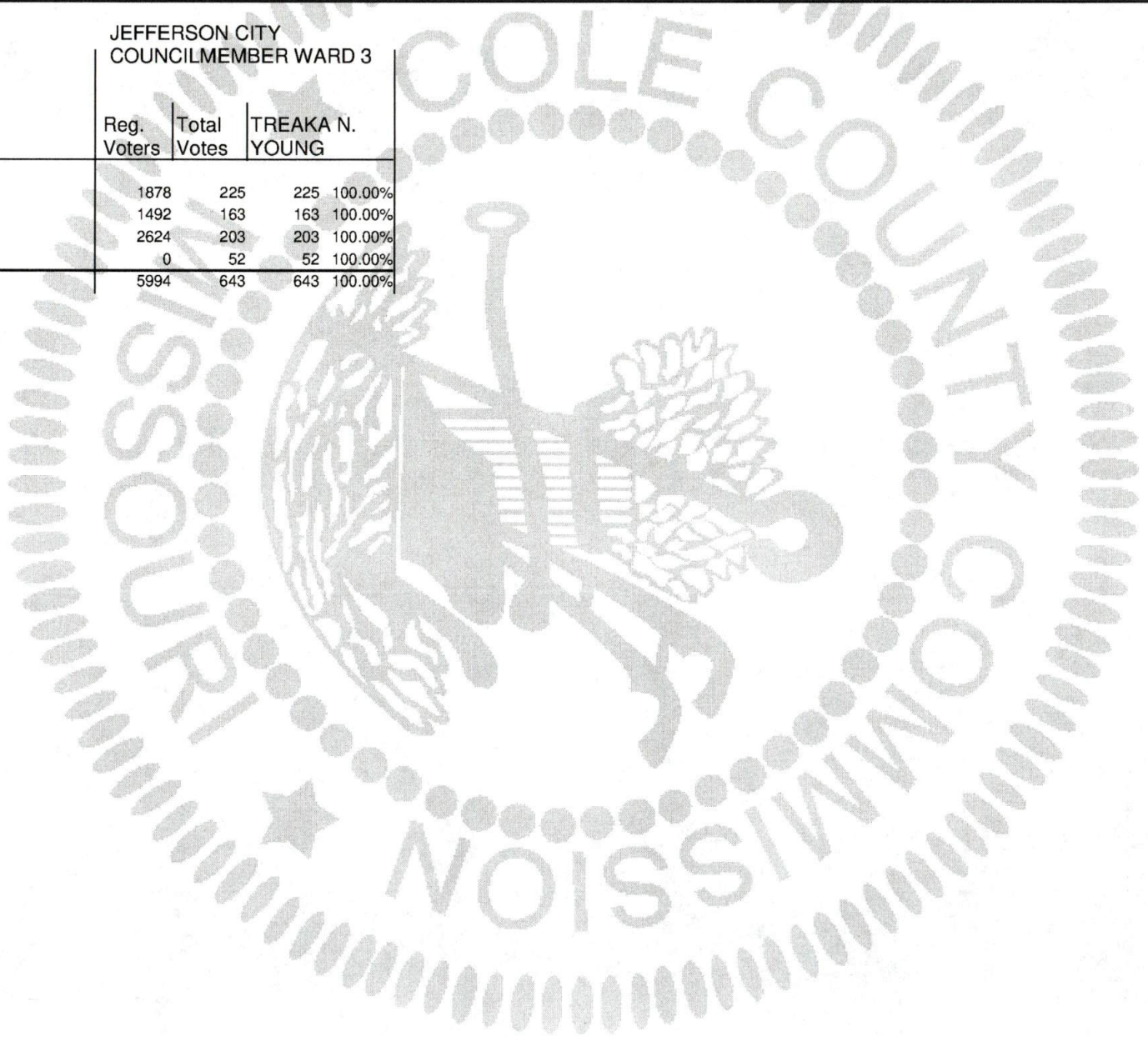


Statement of Votes Cast  
 GENERAL MUNICIPAL ELECTION  
 COLE COUNTY, MISSOURI  
 TUESDAY, APRIL 7, 2026  
 ELECTION RESULTS  
 ABSTRACT REPORT (PERCENTAGES)  
 UNOFFICIAL RESULTS

Date: 4/7/2026  
 Time: 8:28:47 PM CDT  
 Page 11/22

JEFFERSON CITY  
 COUNCILMEMBER WARD 3

	Reg. Voters	Total Votes	TREAKA N. YOUNG	
Jurisdiction Wide				
Ward 3 Precinct 1	1878	225	225	100.00%
Ward 3 Precinct 2	1492	163	163	100.00%
Ward 3 Precinct 3	2624	203	203	100.00%
ABSENTEE	0	52	52	100.00%
Total	5994	643	643	100.00%




Statement of Votes Cast  
 GENERAL MUNICIPAL ELECTION  
 COLE COUNTY, MISSOURI  
 TUESDAY, APRIL 7, 2026  
 ELECTION RESULTS  
 ABSTRACT REPORT (PERCENTAGES)  
 UNOFFICIAL RESULTS

Date: 4/7/2026  
 Time: 8:28:47 PM CDT  
 Page 12/22

JEFFERSON CITY  
 COUNCILMEMBER WARD 4

	Reg. Voters	Total Votes	CHRIS LEUCKEL	
Jurisdiction Wide				
Ward 4 Precinct 1	3152	284	284	100.00%
Ward 4 Precinct 2	3072	303	303	100.00%
ABSENTEE	0	54	54	100.00%
Total	6224	641	641	100.00%




Statement of Votes Cast  
 GENERAL MUNICIPAL ELECTION  
 COLE COUNTY, MISSOURI  
 TUESDAY, APRIL 7, 2026  
 ELECTION RESULTS  
 ABSTRACT REPORT (PERCENTAGES)  
 UNOFFICIAL RESULTS

Date: 4/7/2026  
 Time: 8:28:47 PM CDT  
 Page 13/22

JEFFERSON CITY COUNCILMEMBER WARD  
 5

	Reg. Voters	Total Votes	MACKENZIE JOB		REBEKAH L. FROST	
Jurisdiction Wide						
Ward 5 Precinct 1	2690	329	254	77.20%	75	22.80%
Ward 5 Precinct 2	1897	268	195	72.76%	73	27.24%
Ward 5 Precinct 3	918	87	54	62.07%	33	37.93%
ABSENTEE	0	70	58	82.86%	12	17.14%
Total	5505	754	561	74.40%	193	25.60%




Statement of Votes Cast  
 GENERAL MUNICIPAL ELECTION  
 COLE COUNTY, MISSOURI  
 TUESDAY, APRIL 7, 2026  
 ELECTION RESULTS  
 ABSTRACT REPORT (PERCENTAGES)  
 UNOFFICIAL RESULTS

Date: 4/7/2026  
 Time: 8:28:47 PM CDT  
 Page 14/22

RUSSELLVILLE MAYOR

	Reg. Voters	Total Votes	SHARON MORGAN	
Jurisdiction Wide				
MOREAU / RUSSELLVILLE	513	27	27	100.00%
ABSENTEE	0	2	2	100.00%
Total	513	29	29	100.00%



RUSSELLVILLE ALDERMAN EAST WARD

	Reg. Voters	Total Votes	ERIN PARKS	KEVIN OETTING
Jurisdiction Wide				
MOREAU / RUSSELLVILLE	303	18	6 33.33%	12 66.67%
ABSENTEE	0	0	0	0
Total	303	18	6 33.33%	12 66.67%




Statement of Votes Cast  
 GENERAL MUNICIPAL ELECTION  
 COLE COUNTY, MISSOURI  
 TUESDAY, APRIL 7, 2026  
 ELECTION RESULTS  
 ABSTRACT REPORT (PERCENTAGES)  
 UNOFFICIAL RESULTS

Date: 4/7/2026  
 Time: 8:28:47 PM CDT  
 Page 16/22

RUSSELLVILLE ALDERMAN  
 WEST WARD

	Reg. Voters	Total Votes	DANA FRISBY	
Jurisdiction Wide				
MOREAU / RUSSELLVILLE	210	13	13	100.00%
ABSENTEE	0	2	2	100.00%
Total	210	15	15	100.00%




Statement of Votes Cast  
 GENERAL MUNICIPAL ELECTION  
 COLE COUNTY, MISSOURI  
 TUESDAY, APRIL 7, 2026  
 ELECTION RESULTS  
 ABSTRACT REPORT (PERCENTAGES)  
 UNOFFICIAL RESULTS

Date: 4/7/2026  
 Time: 8:28:47 PM CDT  
 Page 17/22

ST THOMAS CITY COUNCIL

	Reg. Voters	Total Votes	LOREE LIBBERT		BRAD HECKMAN	
Jurisdiction Wide						
OSAGE / ST. THOMAS	168	48	25	52.08%	23	47.92%
ABSENTEE	0	2	1	50.00%	1	50.00%
Total	168	50	26	52.00%	24	48.00%




Statement of Votes Cast  
 GENERAL MUNICIPAL ELECTION  
 COLE COUNTY, MISSOURI  
 TUESDAY, APRIL 7, 2026  
 ELECTION RESULTS  
 ABSTRACT REPORT (PERCENTAGES)  
 UNOFFICIAL RESULTS

Date: 4/7/2026  
 Time: 8:28:47 PM CDT  
 Page 18/22

ST. MARTINS NORTH WARD  
 ALDERMAN

	Reg. Voters	Total Votes	TERRY BOECKMAN	
Jurisdiction Wide				
MARION / ST. MARTINS	653	76	76	100.00%
ABSENTEE	0	4	4	100.00%
Total	653	80	80	100.00%




Statement of Votes Cast  
 GENERAL MUNICIPAL ELECTION  
 COLE COUNTY, MISSOURI  
 TUESDAY, APRIL 7, 2026  
 ELECTION RESULTS  
 ABSTRACT REPORT (PERCENTAGES)  
 UNOFFICIAL RESULTS

Date: 4/7/2026  
 Time: 8:28:47 PM CDT  
 Page 19/22

ST. MARTINS SOUTH WARD  
 ALDERMAN

	Reg. Voters	Total Votes	JOHN PECHER	
Jurisdiction Wide				
MARION / ST. MARTINS	321	22	22	100.00%
ABSENTEE	0	0	0	-
Total	321	22	22	100.00%




Statement of Votes Cast  
 GENERAL MUNICIPAL ELECTION  
 COLE COUNTY, MISSOURI  
 TUESDAY, APRIL 7, 2026  
 ELECTION RESULTS  
 ABSTRACT REPORT (PERCENTAGES)  
 UNOFFICIAL RESULTS

Date: 4/7/2026  
 Time: 8:28:47 PM CDT  
 Page 20/22

CENTERTOWN TRUSTEE 2  
 YEAR TERM

	Reg. Voters	Total Votes	PAULA HINSHAW	
Jurisdiction Wide				
MARION / CENTERTOWN	213	23	23	100.00%
ABSENTEE	0	0	0	-
Total	213	23	23	100.00%




Statement of Votes Cast  
 GENERAL MUNICIPAL ELECTION  
 COLE COUNTY, MISSOURI  
 TUESDAY, APRIL 7, 2026  
 ELECTION RESULTS  
 ABSTRACT REPORT (PERCENTAGES)  
 UNOFFICIAL RESULTS

Date: 4/7/2026  
 Time: 8:28:47 PM CDT  
 Page 21/22

CENTERTOWN TRUSTEE  
 UNEXPIRED 1 YEAR TERM

	Reg. Voters	Total Votes		
Jurisdiction Wide				
MARION / CENTERTOWN	213	0	-	-
ABSENTEE	0	0	-	-
Total	213	0	-	-



Statement of Votes Cast  
 GENERAL MUNICIPAL ELECTION  
 COLE COUNTY, MISSOURI  
 TUESDAY, APRIL 7, 2026  
 ELECTION RESULTS  
 ABSTRACT REPORT (PERCENTAGES)  
 UNOFFICIAL RESULTS

Date: 4/7/2026  
 Time: 8:28:47 PM CDT  
 Page 22/22

WARDSVILLE TRUSTEE

	Reg. Voters	Total Votes	BRIAN SCHRIMPF	RACHEL BUSCHE	JONATHAN STAMBAUGH	MARK BUSCHJOST
Jurisdiction Wide						
OSAGE / WARDSVILLE	1245	524	174 33.21%	142 27.10%	39 7.44%	169 32.25%
ABSENTEE	0	37	13 35.14%	9 24.32%	2 5.41%	13 35.14%
Total	1245	561	187 33.33%	151 26.92%	41 7.31%	182 32.44%

